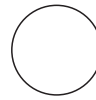


Pull Handles

Round Series

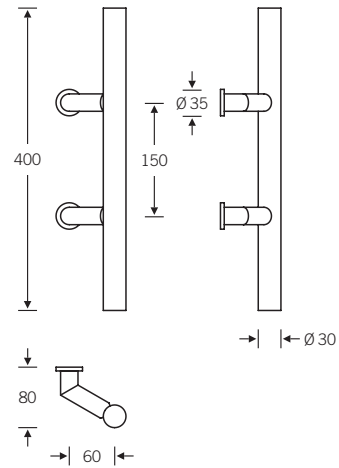


66 6630 ■



Handle cross-section \varnothing 30 mm
Fastening M8

Standard length 400 mm



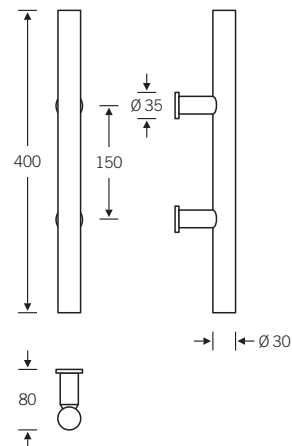
66 6681 ■ ■



Handle cross-section \varnothing 30 mm
Safety clearance $S = 38$ mm
Fastening M8

Standard length 400 mm

Bronze available only in \varnothing 30 mm



FSB offers two additional caps as special versions for these stainless steel handles: one flat arched (10) and one offset straight cap (20).

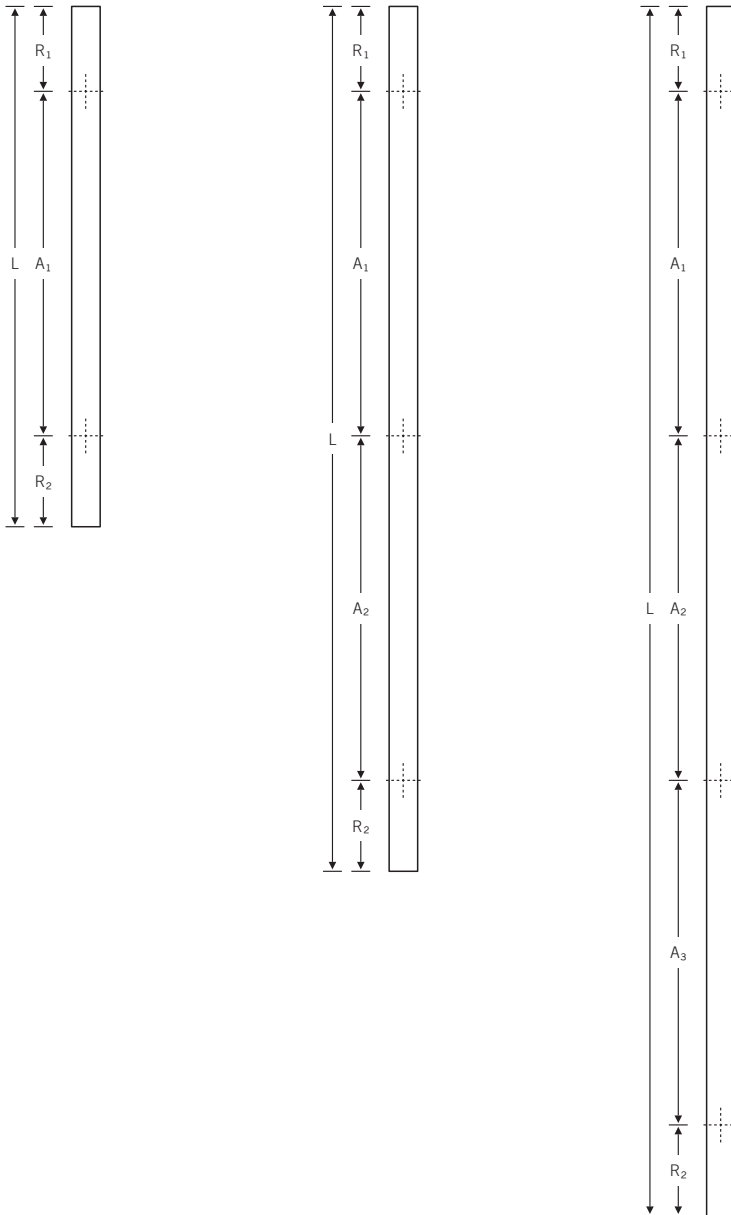
Fastening Methods (Details on page 68/69)

- A** Back-to-Back
- B** Through-Bolted
- C** Concealed - Threaded Insert
- D** Concealed - Drop Clamp

All details subject to modification

Order Form

Pull Handles 6630 and 6681



To order custom designs in the pull handle series 6630 or 6681, please use a copy of this page:

First specify the model desired citing the applicable order code above. Then enter the quantity required and overall length in the table below.

Then enter details of the distances between supports and, where applicable, their distance from the end of the handle in mm. To ensure stability, the distance between supports should not exceed 1200 mm.

Finally, please pick the cap required for standard versions with a diameter of 30 Ø.

- 66 6529 99 (Ø 25 mm)
- 66 6630 99 (Ø 30 mm)
- 66 6531 99 (Ø 35 mm)
- 66 6532 99 (Ø 40 mm)



- 66 6580 99 (Ø 25 mm)
- 66 6681 99 (Ø 30 mm)
- 66 6582 99 (Ø 35 mm)
- 66 6583 99 (Ø 40 mm)



All details subject to modification

Quantity	Overall length L	Cap for 66 6630 / 66 6681			Support distance			End support distance*		Fastening type
		..00	..10	..20	A ₁	A ₂	A ₃	R ₁	R ₂	

* min. 30 mm, max. 350 mm